

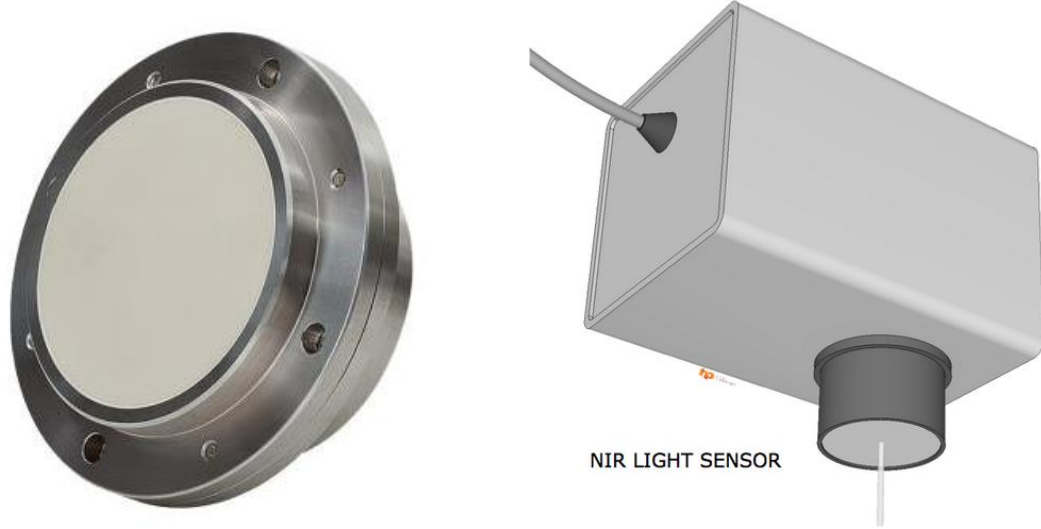
AQA

Automated Quality Analysis



AQA

Moisture measurement without product specific calibrations.



Sensors requires product specific calibrations

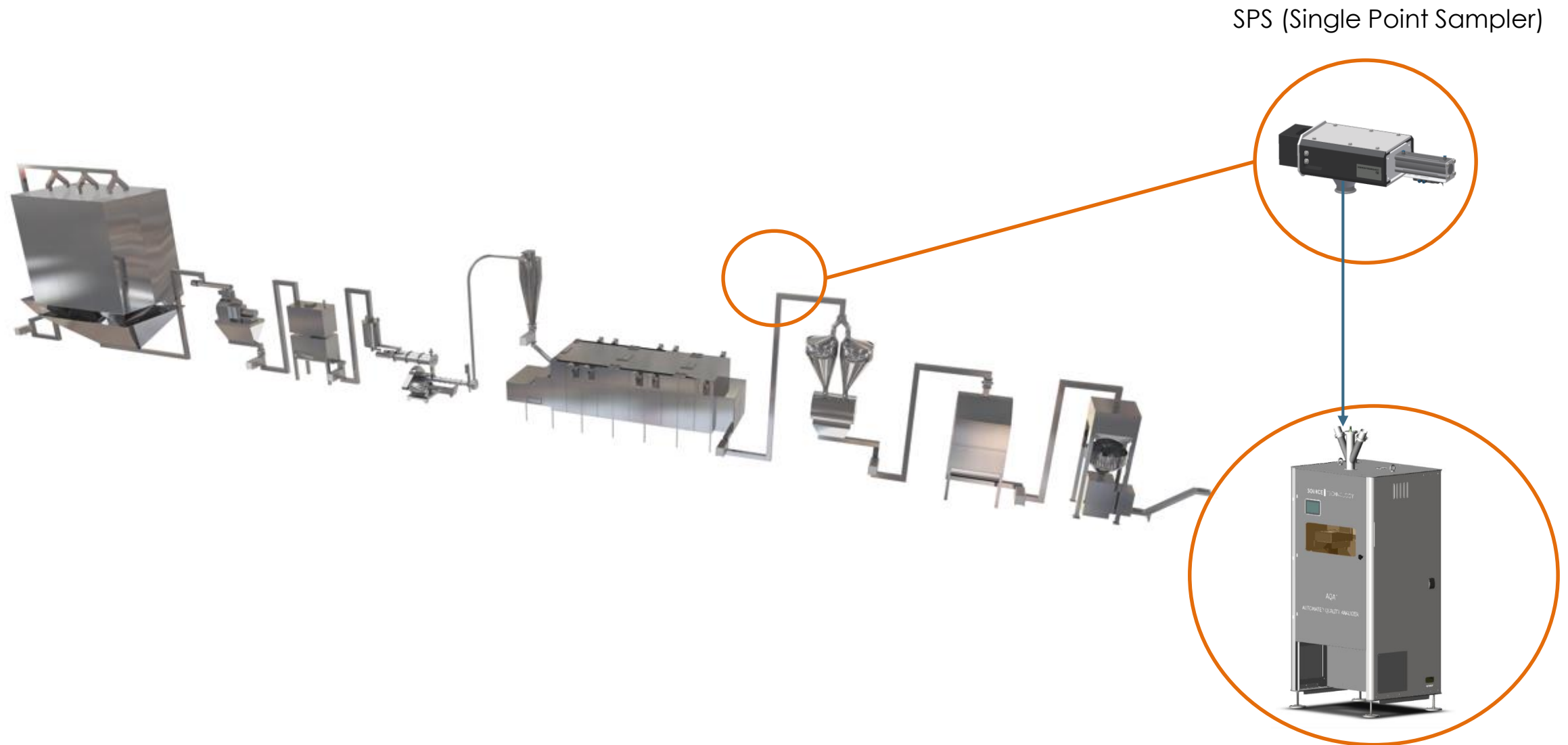


Moisture measurement based on LIW (Loss in weight).

Temperature and weight calibration.

AQA

Standard layout Dryer outlet gravity transport of sample



AQA Overview

Front



Engine room




Electrical cabinet



AQA

Analysis functions




AQA

Moisture measurement



Sample processing
cup and Grinder




Ground sample on
evaporation plate



Micro scale

Halogen Heater




AQA

Water activity measurement


aW sensor



Large sample container



Ground sample for aW analysis



Control system. Water activity configuration. Temperature control

Temperature control of aW container to avoid condensation in the measuring chamber

Temperature	rH %	Dew point temperature
20	64	13,0
21	64	13,9
22	64	14,9
23	64	15,8
24	64	16,8
25	64	17,7
26	64	18,7
27	64	19,6
28	64	20,6
29	64	21,5
30	64	22,4
31	64	23,4
32	64	24,3
33	64	25,3
34	64	26,2
35	64	27,2
36	64	28,1
37	64	29,1
38	64	30,0
39	64	30,9
40	64	31,9
41	64	32,8

AQA Configuration - Water Activity 3 14:50:49

Temperature



Max temperature for crushed sample °C

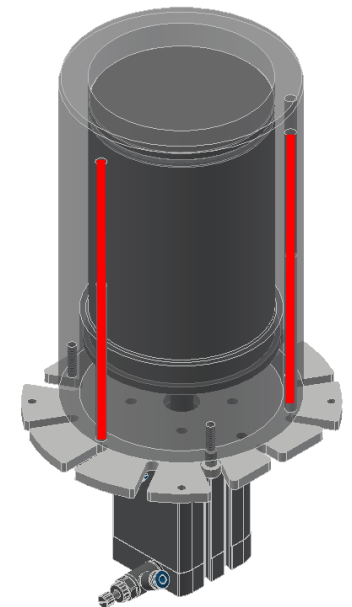

Timeout for temperature drop sec.

Enable aWCup Temperature Control

Actuals

Humidity	34.10	% RH	Raw	34.100	Status	1
Temperature	End	0.0	°C	HumidSens	21.3	°C
	Product UnCrushed	0.0	°C	Product Crushed	20.6	°C
				Cabinet	20.6	°C




Heating elements inside aW assembly

AQA Control system



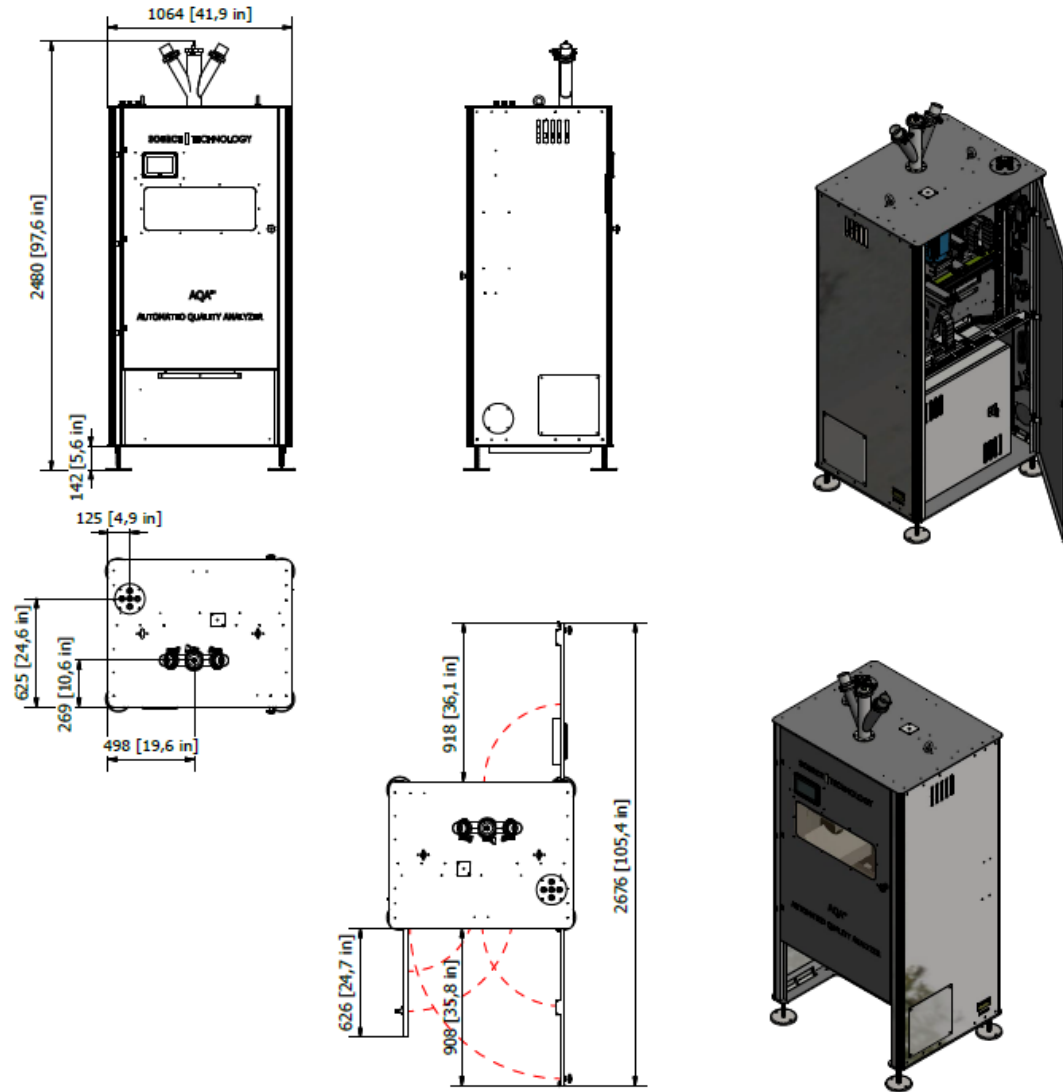
AQA Control system



Plant Control system

AQA

Dimensions





[CLICK HERE TO WATCH VIDEO ON YOU-TUBE](#)